

MARCH 2019

HIV AND RYAN WHITE TENNESSEE

HIV IN TENNESSEE, BY THE NUMBERS:¹



16,190: the number of Tennesseans living with diagnosed HIV in 2016.



17th in the nation: in the number of new HIV diagnoses in 2017.



16th in the nation: in HIV prevalence numbers in 2016.



13th in the nation: in the number of HIV deaths in 2016.

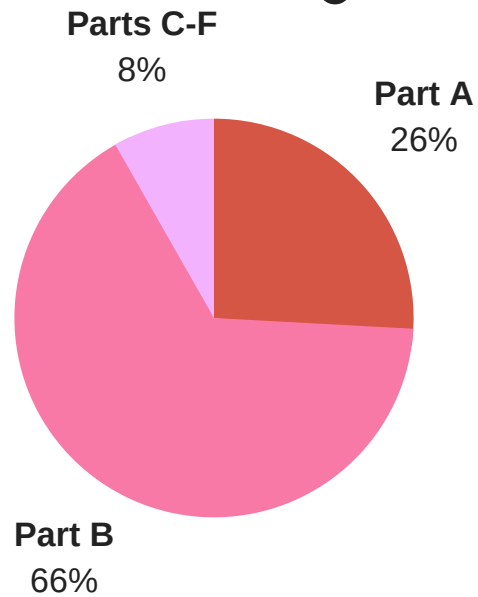


DEPENDS ON RYAN WHITE²

- An estimated **12,834 Tennesseans** received services through Ryan White in 2015.
- **61.6%** were living at or below the poverty line.
- Since Ryan White is legally required to be the "payer of last resort," these people did not have other access to medical or support services.

Federal Ryan White Funding in TN³

- Part A: \$11.09M
- Part B: \$28.27M
- Part C: \$2.39M
- Part D: \$1.14M
- Part F: \$0.0M



Tennessee received **\$42.9 million** in Ryan White funds in 2018

- **\$14.04 million** went to the AIDS Drug Assistance Program (ADAP).
- Over the past five years, annual funding **decreased** by **5%**.
- **The Ending HIV Epidemic: Plan for America** would increase funding to Shelby County.

RYAN WHITE WORKS!


Ryan White services keep HIV-positive individuals in treatment and care



With treatment, people with HIV can live active, healthy lives.



People whose virus is suppressed for 6 months cannot transmit HIV through sex.



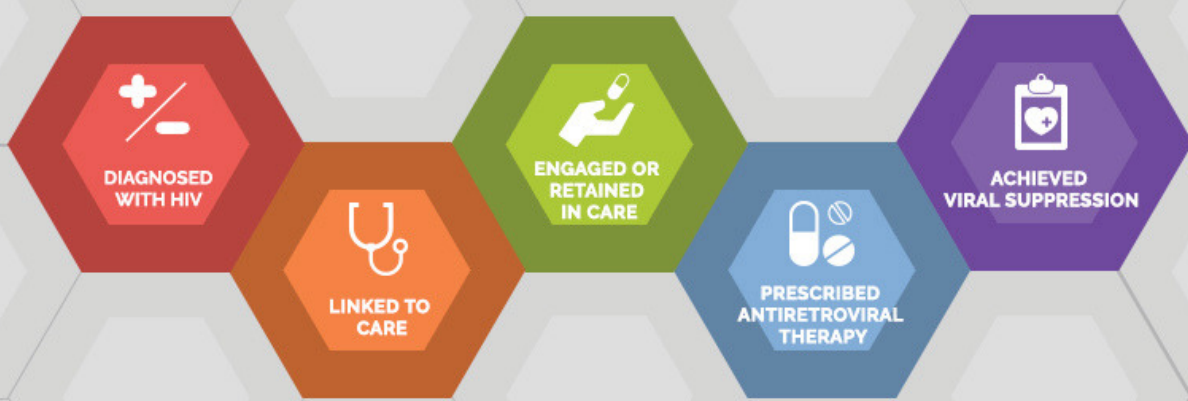
But, if disconnected from care, resistance to medications can develop making it easier to transmit HIV. Moreover, without treatment HIV is deadly.⁴



RYAN WHITE PROVIDES SERVICES ACROSS THE HIV CARE CONTINUUM

HIV CARE CONTINUUM:


THE SERIES OF STEPS A PERSON WITH HIV TAKES FROM INITIAL DIAGNOSIS THROUGH THEIR SUCCESSFUL TREATMENT WITH HIV MEDICATION



While only **60%** of people nationwide have a viral load that is effectively suppressed as of 2015,⁵ **85.9%** of HIV-positive clients who had received at least one Ryan White funded medical care visit have achieved viral suppression.⁶



WITHOUT MEDICAID EXPANSION, TENNESSEE RELIES ON RYAN WHITE MORE THAN OTHER STATES.



2,258 Ryan White program clients living with HIV in Tennessee had no insurance coverage other than Ryan White in 2015.⁷

No other program provides the same set of gap-filling services or care as Ryan White. Even after health reform, **Ryan White remains crucial for Tennessee.**

For more information, visit our website at <http://southernaidsstrategy.org>.

1. CDC Atlas Data, <http://gis.cdc.gov/grasp/nchhstpatlas/main.html?value=atlas>. Most recent figures used.
 2. HRSA, 2015 State Profiles, Ryan White & Global HIV/AIDS Program, Client Characteristics, <https://hab.hrsa.gov/stateprofiles2015/#/profile>. 2015 figures are the most recent available.
 3. HRSA, Ryan White & Global HIV/AIDS Program, About the Ryan White HIV/AIDS Program: Ryan White HIV/AIDS Program Parts, <https://hab.hrsa.gov/about-ryan-white-hivaids-program/about-ryan-white-hivaids-program>. Total excludes AIDS Education and Training Centers Program Grants under Part F, which are broken down by region, not by state.
 4. CDC, National HIV Prevention Progress Report, 2015, <https://www.cdc.gov/hiv/pdf/policies/progressreports/cdc-hiv-nationalprogressreport.pdf>.
 5. CDC, Evidence of HIV Treatment and Viral Suppression in Preventing the Sexual Transmission of HIV, <https://www.cdc.gov/hiv/pdf/risk/art/cdc-hiv-art-viral-suppression.pdf>.
 6. HRSA, Ryan White HIV/AIDS Program, Annual Client-Level Data Report 2017, <https://hab.hrsa.gov/sites/default/files/hab/data/databeports/RWHAP-annual-client-level-data-report-2017.pdf>
 7. HRSA, 2015 State Profiles, Ryan White HIV/AIDS Program, Health Care Coverage, <https://hab.hrsa.gov/stateprofiles2015/#/profile>. 2015 figures are the most recent available.
 * HIV CARE CONTINUUM image from hiv.gov.